
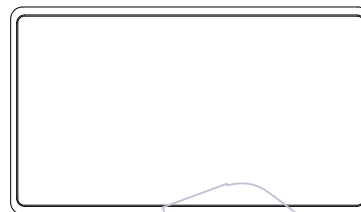


产品放置示意图



No. 1


产品装入真空盒内, XXPCS/Tray
真空盒底规格: SB-XXA0 (XX*XXX*XXmm)



No. 2

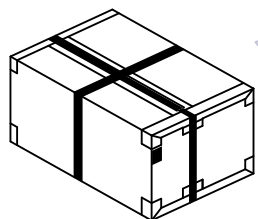
盖上盒盖并在四周订上订书钉
真空盒盖规格: SB-XXB0 (XX*XXX*XXmm)

数量标签



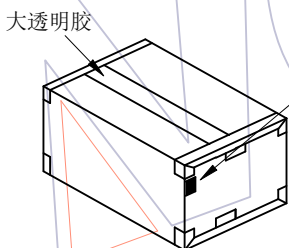
No. 3

贴标签于真空盒左上角



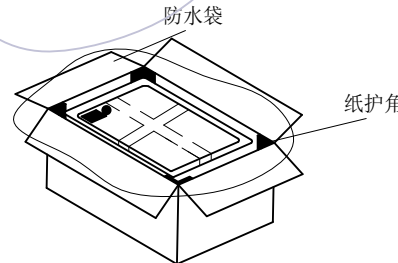
No. 7

打包装带



No. 6

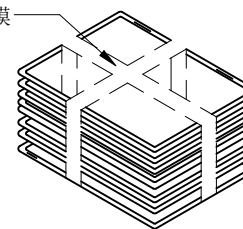
封箱及贴标签于纸箱侧面的左上角



No. 5

纸箱内需套防水袋, 再将真空盒装入纸箱
(1扎/箱或两扎/箱)加一包干燥剂后封口,
四周各放置一个纸护角CTN-JXXX
纸箱规格: CTN-XXX (XX*XX*XXXcm)

缠PE膜



No. 4

XX盒为一扎, 上下各放一块纸护板
再用PE膜缠绕成十字形

说明:

1. 产品如图所示型态放入真空盒
2. 注意各标签样式、位置及方向的一致性;
3. 标签如客户有特殊要求, 则按客户要求黏贴;
4. 打外箱包装带时需注意, 打为十字型;
5. 如有空隙, 需用填充物填充

变更记事

						零件图		颜色		SCALE		fit		 WCON ELECTRONICS (GUANGDONG) CO., LTD	
						X. ±0.50		COLOR		UNIT		mm			
						X.X ±0.20		材质		SIZE		A4		品名 TITLE: 1.27mm Pin Header, 2*XXP, R/A&SMT 盒装规范	
						X.XX ±0.10		DESIGN		SHEET		1/1			
A0		2022/04/25		NEW		X.XXX ±0.05		审核		PROJ.					
版次		日期		变更说明		Angle		核准							
REV		DATE		MODIFICATION DESCRIPTION		X. ± 2'		核准							
						DIM		APPROVE							
						TOL									